



## C L A S S I C A L collection

## Palio Anthéa

### Palio Bracket

A timeless aluminium assembly without a slightest sign of ageing.

### Specifications


Available in single or twin arm and wall bracket. Made out of extruded aluminium rectangular profil. Outreach: 1.00m and 1.50m. Angle 0°.

### Anthéa Pole

The Anthéa «silhouette» is designed for historic towns and villages. Aluminium cold spinning technology allows us to design and manufacture a one-piece historic lighting pole up to 9m. The Anthéa series is manufactured in 100% aluminium and contributes to sustainable development.

### Specifications











Made with inversed extrusion process from 6060 T5 aluminium alloy complying with EN755-2 extrusion standard. Spun then brushed with 120gr sandbrushing linen. Large and straight base to fit the electrical devices. Available from 3.50m to 5.00m (Anthéa PM) and from 6.00m to 9.00m (Anthéa GM). Finish: Baked polyester powder coat or Spectrocoloration. Designed according to EN40 Standard and CE marked.



C L A S S I C A L  
collection

Palio Anthéa

Technical data

														
m	m	mm	mm	mm	mm	mm	mm	mm	mm	mm	m	m	m	m
5.5	1	34	180	500	120	500	80x90	300	J20/18 x 400	0.5x0.8	0.5	1000		
6.5	100x90		1000											
7.5	120 x130		1200											
8.5	1200													

