

C L A S S I C A L collection

Galilée Anthéa

Galilée Bracket

This traditional decorative aluminium product consists of a rectangular-section arm supported by rings and a flat curved profile. Galilée is an ideal solution for lighting requirements in towns and villages with their own special character. Designed to be used with suspended luminaries for a truly traditional look.

The Galilée series is manufactured in 100% aluminium and contributes to sustainable development.

Specifications


Available in single or twin arm and wall bracket. Made out of aluminium extruded profil. Outreach: 1.00m. Angle: 0

Anthéa Pole

The Anthéa «silhouette» is designed for historic towns and villages. Aluminium cold spinning technology allows us to design and manufacture a one-piece historic lighting pole up to 9m. The Anthéa series is manufactured in 100% aluminium and contributes to sustainable development.

Specifications














Made with inversed extrusion process from 6060 T5 aluminium alloy complying with EN755-2 extrusion standard. Spun then brushed with 120gr sandbrushing linen. Large and straight base to fit the electrical devices. Available from 3.50m to 5.00m (Anthéa PM) and from 6.00m to 9.00m (Anthéa GM). Finish: Baked polyester powder coat or Spectrocoloration. Designed according to EN40 Standard and CE marked.



C L A S S I C A L
collection

Galilée Anthéa

Technical data

												
m	m	mm	mm	mm	mm	mm	mm	mm	mm	m	m	m
5.5	1	34	180	500	120	500	106 x 120	300	120/18 x 400	0.5x0.8	0.5	1000
6.5			1200									
7.5			1200									
8.5			1700									
			200				125 x120				0.6	

